



Th. WORTELBOER B.V.

SLUISWEG 9
NL - 6582 AG HEUMEN
HOLLAND
PHONE +31 24 358 6514




www.wortelboer.ws

E-mail : info@wortelboer.ws

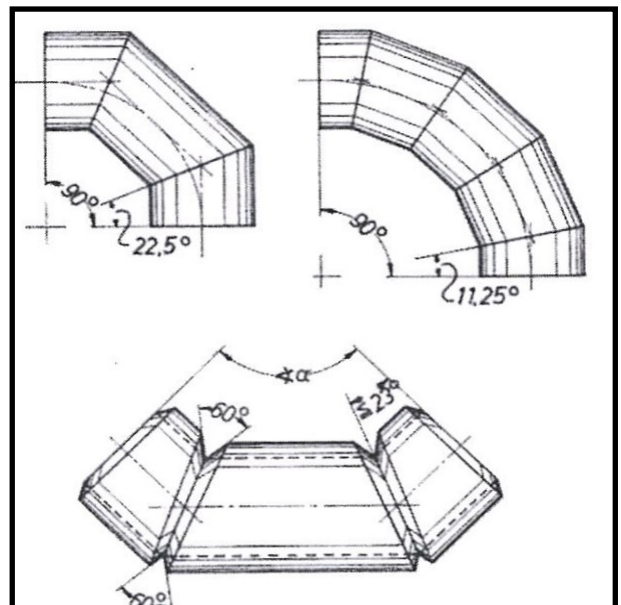
RSG Pipe cutting machine

for mitre cuts up to $22,5^\circ$ and for straight cutting to length with eventually a bevel upto 30° .

For pipe diameters from 60 mm till 2.090 mm standard



Mobile carriage with the RSG - model pipe cutting machine mounted on.



Examples from straight and mitre cuts, with and without bevel at the same time.

ROTOFIX Pipe cutting machine RSG

for mitre cuts up to 22,5° and for beveling upto 30°

Standard sizes:

RSG 1	for pipes from	60 to	275 mm. diam.	/ Pipe	2" - 10"
RSG 2	for pipes from	215 to	620 mm. diam.	/ Pipe	8" - 24"
RSG 3	for pipes from	610 to	1.030 mm. diam.	/ Pipe	24" - 40"
RSG 4	for pipes from	1.020 to	1.430 mm. diam.	/ Pipe	40" - 56"
RSG 5	for pipes from	1.310 to	1.730 mm. diam.	/ Pipe	52" - 68"
RSG 6	for pipes from	1.720 to	2.090 mm. diam.	/ Pipe	68" - 82"

Special sizes on request.

ROTOFIX Pipe cutting machines are designed for use in workshops and on construction sites. They are slipped on or over the pipes and then clamped and set up.

During cutting, only the torch is moving around the pipe being guided in it's accurate and strong guideways. Both the machine with it's driving mechanism and the pipe remain fixed thus assuring precise cuts. The angle between the cutting plane and the pipe axis is exactly 90° set and clamped (when mitre cutting it is corresponding exactly to the pre-set mitre angle) avoiding the off-setting of the machine during cutting.

Special features of the ROTOFIX are short set-up times, even when constantly changing pipe diameters that have to be cut, and the quality of cuts, saving post-cutting works.

TECHNICAL DATA

Manual driving mechanism	:	Consisting of complete slip-on unit operated by hand crank.
Electric driving mechanism	:	Consisting of a complete slip-on driving unit with external switch box for controlling cutting speed and direction of rotation.
Voltage supply	:	230 V, 50 cycles (other voltages optional).
Cutting speed	:	150-700 mm / min. Manually adjustable at all times.
Torches	:	Standard for oxygen-acetylene: LPG / natural gas or other fuel gasses.
Cutting capacity	:	2 - 200 mm.
Support	:	special cutting support having axial and height adjustment; possibility of adjustment of torch distance to the pipe wall; the once set distance being is maintained even if oval or irregular pipe surfaces have to be cut
Straight cuts and beveling	:	straight and bevel al cuts (adjustable up to 30° on both sides) are feasible.
Mitre cutting angle	:	from 0° to 22,5° with ROTOFIX RSG.
Optional	:	mobile carriage allowing one-man operation, even when using the larger sized ROTOFIX machines, without having to use lifting equipment, which will allow for line production without the necessity to remove the machine from pipe to be cut.
	:	Especially made suitable for Plasma cutting.

Technical specifications are subject to change.