



Th. WORTELBOER B.V.

P.O BOX 5 - NL - 6580 AA MALDEN
HOLLAND
PHONE +31 24 358 6514

www.wortelboer.ws

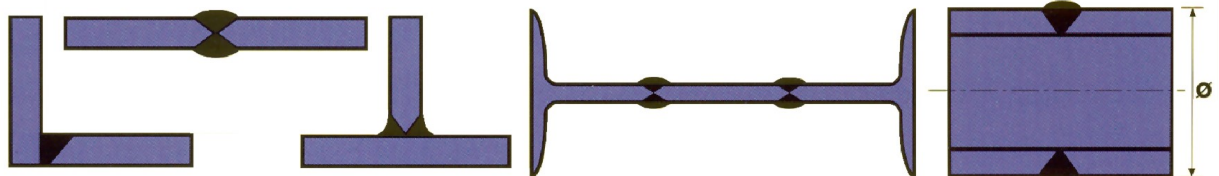
E-mail : info@wortelboer.ws

Sheet beveling machine CHP-12-G REV



CHP-12-G REV


- Beveling sheets with a speed of 2,6 meter per minute.
- Maximum beveling 12 mm. (in one pass)
- Minimum sheet thickness 6 mm.
- Maximum sheet thickness 30 mm.
- Adjustable angles between 20° - 45°
- Machine can turn 360°




Sheet beveling machine CHP-12-G REV

The sheet beveling machine CHP-12-G REV “mills” according to a special principle where the milling tool “bites” itself in the material en “slides off” the material from the sheet. The turning movement of the milling cutter provides ALSO the transport of the sheet-material. Because of this, a fixed cutting-speed of 2,6 meter per minute is possible, as the r.p.m. of the milling cutter is also the feeding-speed.

Small sheet-pieces can be fed manually into the machine. For large sheets, the on a supplied carriage mounted CHP-12-G REV machine can be simply rolled against the sheet, the milling cutter will “bite” itself to the sheet Material and will transport itself along the sheet automatically.



Hand feeding of small sheets.



Beveling pipes



The chip

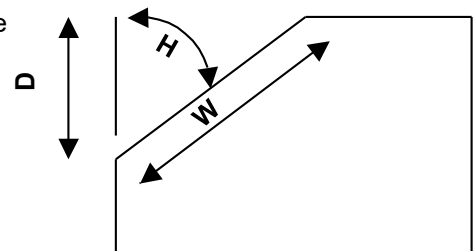


The milling cutter

Technical details

Beveling angle	: 20° up to 45° - stepless adjustable
Feed	: 2,6 meter per minute.
Sheet thickness	: 6 till 30 mm.
Maximum beveling length	: see tabel
Minimum pipe	: 110 mm. I.D.
Weight	: 110 kg.
Motor	: 400V.- 50Hz. - 3 Hp.

Further electric equipped in conformity with CE normalization.



Estimated values for beveling in 1 working pass. (more possible by multiple passes)

H	Material 40 kg./mm ²		Material 50 kg.mm ²		Material 60 kg./mm ²	
	W	D	W	D	W	D
25°	12 mm.	11 mm.	10 mm.	9 mm.	8 mm.	7,5 mm.
30°	12 mm.	10 mm.	10 mm.	8,5 mm.	8 mm.	7 mm.
35°	12 mm.	9,5 mm.	10 mm.	8 mm.	8 mm.	6,5 mm.
37,5°	12 mm.	9 mm.	10 mm.	7,5 mm.	8 mm.	6 mm.
45°	12 mm.	8,5 mm.	10 mm.	7 mm.	8 mm.	5,5 mm.