


RA 8, RA 12 (AVM/MVM)

Pipe cutting and beveling machines

Perform economical cutting and beveling with technology made by Orbitalum Tools!
Cutting and beveling high-alloy steel (stainless steel), low- and unalloyed steel, plastics, casting materials and non-ferrous metals in just seconds, using the "Planetary Cutting" method.



The perfect preparation for orbital welding



Available with automatic or manual feed modules AVM/MVM



Optimized speed range

Planetary cutting technology

"Enhanced safety due to stationary tube - rotating tool". The tested process of planetary cutting is another important feature, which characterizes all ORBITALUM pipe cutting machines. The saw blade rises into the cutting area and is driven orbitally around the tube. The advantage is that a small saw blade can cut a large tube diameter, without heating the tube.

An innovative clamping principle which clamps the tube at several points: Thanks to the deformation-free clamping system, pipes with a wall-thickness of 2 up to 10 mm (0.079" - 0.394") can be prepared easily and quickly. It is possible to cut all high-alloyed, un- and low-alloyed steels, black and galvanized steel pipes, general structural steels, annealed cast iron pipes (GGG), aluminum, brass, copper and plastics.

Besides the completely manual operation, users

also have the possibility to choose between manual operation with manual feed module (MVM) or automatic feed module (AVM) = both optional. The latter option optimizes the cutting result, increases the tool life and reduces the operator impact. The result: Maximum safety and productivity.

- Square, burr-free and cold machining process
- Deformation-free clamping system for tubes and pipes
- Optimum preparation for the automated welding process
- Sturdy design with powerful drive
- Unique and automated orbital cutting process
- Multiple point clamping
- Reduced operator impact by optional feed module AVM or MVM for an automated or manual cutting process
- Fast adjustment of dimensions
- Regulated cutting speed

- Optimal tool contact
- Fast tool replacement
- Optimized speed range (40-215 rpm), ideal for cutting high-performance materials (Hastelloy®, P91, etc.)
- An ergonomically-designed motor handle for a safe and comfortable operating position
- Cutting in seconds
- Simultaneous or separate cutting and beveling
- Increased productivity
- Increased service life of tools
- More corrosion protection through clamping jaw attachments (included)

APPLICATION RANGE		RA 8	RA 8 AVM*	RA 8 MVM*	RA 12	RA 12 AVM*	RA 12 MVM*
Code	[230 V] [120 V]	790 045 095 790 045 096	790 045 001 790 045 007	790 045 069 790 045 082	790 047 095 790 047 096	790 047 001 790 047 007	790 047 069 790 047 082
Tube OD	[mm] [inch]	114 - 230 4.488 - 9.055	114 - 230 4.488 - 9.055	114 - 230 4.488 - 9.055	157 - 325 6.181 - 12.795	157 - 325 6.181 - 12.795	157 - 325 6.181 - 12.795
Wall thickness (depends on material)**	[mm] [inch]	2 - 10 0.079 - 0.394	2 - 10 0.079 - 0.394	2 - 10 0.079 - 0.394	2 - 10 0.079 - 0.394	2 - 10 0.079 - 0.394	2 - 10 0.079 - 0.394
Tube ID min. (saw blade Ø 63 mm) Tube ID min. (saw blade Ø 2.480")	[mm] [inch]	137 5.394	137 5.394	137 5.394	190 7.480	190 7.480	190 7.480
Tube ID min. (saw blade Ø 68 mm) Tube ID min. (saw blade Ø 2.677")	[mm] [inch]	132 5.197	132 5.197	132 5.197	185 7.283	185 7.283	185 7.283
Tube ID min. (saw blade Ø 80 mm) Tube ID min. (saw blade Ø 3.150")	[mm] [inch]	120 4.724	120 4.724	120 4.724	173 6.811	173 6.811	173 6.811
Tube ID min. (saw blade Ø 100 mm) Tube ID min. (saw blade Ø 3.937")	[mm] [inch]	100 3.937	100 3.937	100 3.937	153 6.024	153 6.024	153 6.024
Tube materials		High-quality steel (any Cr and Mo content); high-quality stainless steel (any Cr and Mo content); high-quality steel (Cr < 12% and Mo < 2.5%; Cr < 20% and Mo = 0%); case hardened steels, high-speed steels, tempering steels, bearing steels, tool steels; black and galvanized steel pipe; general structural steel; annealed cast iron pipe (GGG); aluminum; brass; copper; plastics (PE, PP, PVDE, PVC)					
TECHNICAL DATA		RA 8	RA 8 AVM*	RA 8 MVM*	RA 12	RA 12 AVM*	RA 12 MVM*
Power	[kW] [hp]	1.8 2.41	1.9 2.54	1.8 2.41	1.8 2.41	1.9 2.54	1.8 2.41
Power AVM	[kW] [hp]	-	0.05 0.07	-	-	0.05 0.07	-
Built-in electronic variable cutting speed with restart inhibitor	[rpm]	40 - 215	40 - 215	40 - 215	40 - 215	40 - 215	40 - 215
Slide housing speed with AVM	[rpm]	-	0.1 - 2.3	-	-	0.1 - 1.8	-
Slide housing torque max. with AVM	[Nm]	-	165	-	-	210	-
Protection class	[class]	II (DIN EN 60745-1)	I (DIN EN 60204-1)	II (DIN EN 60745-1)	II (DIN EN 60745-1)	I (DIN EN 60204-1)	II (DIN EN 60745-1)
Noise level at the workplace approx.	[dB (A)]	79	79	79	79	79	79
Vibration level (according to DIN EN 28662, part 1)	[m/s ²]	< 2.5	< 2.5	< 2.5	< 2.5	< 2.5	< 2.5
Mains fuse by customer	[A]	16	16	16	16	16	16
Dimensions (lxwxh)	[mm] [inch]	778 x 430 x 485 30.6 x 16.9 x 19.1	918 x 430 x 485 36.1 x 16.9 x 19.1	788 x 430 x 485 31.0 x 16.1 x 19.1	940 x 374 x 592 37.0 x 14.7 x 23.3	1.070 x 374 x 592 42.1 x 14.7 x 23.3	1.090 x 374 x 592 42.9 x 14.7 x 23.3
Weight of machine approx.***	[kg] [lbs]	102.5 225.9	110.0 242.5	104.6 230.6	138.6 305.6	146.1 322.1	140.7 310.2
Versions (single-phase AC)	[V, Hz]	230 V, 50/60 Hz 120 V, 50/60 Hz	230 V, 50/60 Hz 120 V, 50/60 Hz	230 V, 50/60 Hz 120 V, 50/60 Hz	230 V, 50/60 Hz 120 V, 50/60 Hz	230 V, 50/60 Hz 120 V, 50/60 Hz	230 V, 50/60 Hz 120 V, 50/60 Hz
SCOPE OF DELIVERY		RA 8	RA 8 AVM*	RA 8 MVM*	RA 12	RA 12 AVM*	RA 12 MVM*
Pipe cutting and beveling machine	Pc.	1	1	1	1	1	1
Transportation case	Pc.	1	1	1	1	1	1
Saw blade (Code 790 043 018)	Pc.	1	1	1	1	1	1
Mounting plate	Pc.	1	1	1	1	1	1
Tool set	Set	1	1	1	1	1	1
Saw blade lubricant GF TOP (Code 790 060 228)	Tube	1	1	1	1	1	1
Special gear oil (Code 790 041 030)	Bottle	1	1	1	1	1	1
Operating instructions and spare parts list	Set	1	1	1	1	1	1

The technical data are not binding. They are not warranted characteristics and are subject to change. Please consult our general conditions of supply.

* The automatic/manual feed module AVM/MVM is already fitted to the pipe cutter upon delivery.

** With automatic cutting process. Increased wall thickness possible with manual feed or by adding an additional cut (depending on the saw blade diameter).


*** Weight without packaging and accessories.

All RA's are fitted with the swivel cable with a quick-disconnect coupler.

FEED VERSIONS:

Pipe cutting and beveling machine with **automatic feed module AVM***: This intelligent solution continuously controls the cutting speed depending on the torque and the parameter settings. The AVM improves the handling of the GF and RA machine and stops automatically after the cutting process.

Pipe cutting and beveling machines **with manual feed module MVM***: This manually operated feed module facilitates the cutting and beveling of pipes. With the help of a hand wheel, the machine head rotates easily and with little effort around the pipe with a constant speed.



Pipe cutting and beveling machines


RA 8, RA 12 (AVM/MVM)

Features, application range, technical data and scope of delivery, see from page 13.


ARTICLE	VERSION	CODE		WEIGHT OF MACHINE KG	DISPATCH WEIGHT KG
RA 8	230 V, 50/60 Hz EU	790 045 095		102.500	149.000
RA 8	120 V, 50/60 Hz EU/US	790 045 096		102.500	149.000
RA 8 AVM	230 V, 50/60 Hz EU	790 045 001		110.000	165.000
RA 8 AVM	120 V, 50/60 Hz EU/US	790 045 007		110.000	165.000
RA 8 MVM	230 V, 50/60 Hz EU	790 045 069		103.000	153.000
RA 8 MVM	120 V, 50/60 Hz EU/US	790 045 082		103.000	153.000
RA 12	230 V, 50/60 Hz EU	790 047 095		138.600	177.000
RA 12	120 V, 50/60 Hz EU/US	790 047 096		138.600	177.000
RA 12 AVM	230 V, 50/60 Hz EU	790 047 001		146.000	205.000
RA 12 AVM	120 V, 50/60 Hz EU/US	790 047 007		146.000	205.000
RA 12 MVM	230 V, 50/60 Hz EU	790 047 069		140.700	200.000
RA 12 MVM	120 V, 50/60 Hz EU/US	790 047 082		140.700	200.000

Suitable accessories


- Saw blades and bevel cutters, see from page 27
- High-performance lubricants for cutting and beveling, see page 22
- Special gear oil, see page 22
- Swivel cable, see page 23
- Quick-mounting base plates with integrated screw clamps, see page 23
- Mobile workstation, see page 23
- Pipe feeder base unit and extension unit, see from page 24



RA 8, RA 12



RA 8 AVM, RA 12 AVM



RA 8 MVM, RA 12 MVM